

HYPRO
HYBRID & PROFESSIONAL

HYPRO FAMILY CATALOGUE | AUGUST 2023
ENGLISH

All technical information and values (e.g. lumen, output, beam angle or dimensions) correspond to the printing date or the creation date of this document and will not necessarily be updated. All changes and adaptations that serve to improve our products can be carried out without prior notice.

The latest data sheets can be configured on www.prolicht.at

PROLICHT MAKES A DIFFERENCE

If you promise your demanding clients bespoke, high-tech, quality products, you can't have them made just anywhere. We manufacture our products where the best trained technicians, engineers and designers find themselves at home: right in the middle of the Tyrolean Alps.

At the end of the day, it is their skill that makes a difference. And it is their expertise that has made PROLICHT one of the world's most successful premium manufacturers of architectural lighting concepts. Sustainably produced and custom made in Europe.





LAGO SHOPPING CENTER KONSTANZ, GERMANY | LIGHTING DESIGN: ORB, ATELIER FÜR LICHTGESTALTUNG | PHOTO: ARMIN KUPRIAN

YOUR PROJECT
MAKES YOUR PRODUCT



OVERVIEW
HYPRO FAMILY




PHOTO | ARMIN KUBERIAN

DRAW YOUR LINE

HYPRO is a multifunctional profile system, individually configurable and adaptable to any room situation. With different L-, T- and X-connectors, the system can be guided through the room as desired and take on any individual shape. With this freedom, the lighting can adapt perfectly to the interior design and structure of the room. The connectors can also be equipped with light sources to achieve a seamless look.



INSPIRATION | VIEWTURE.MEDIA

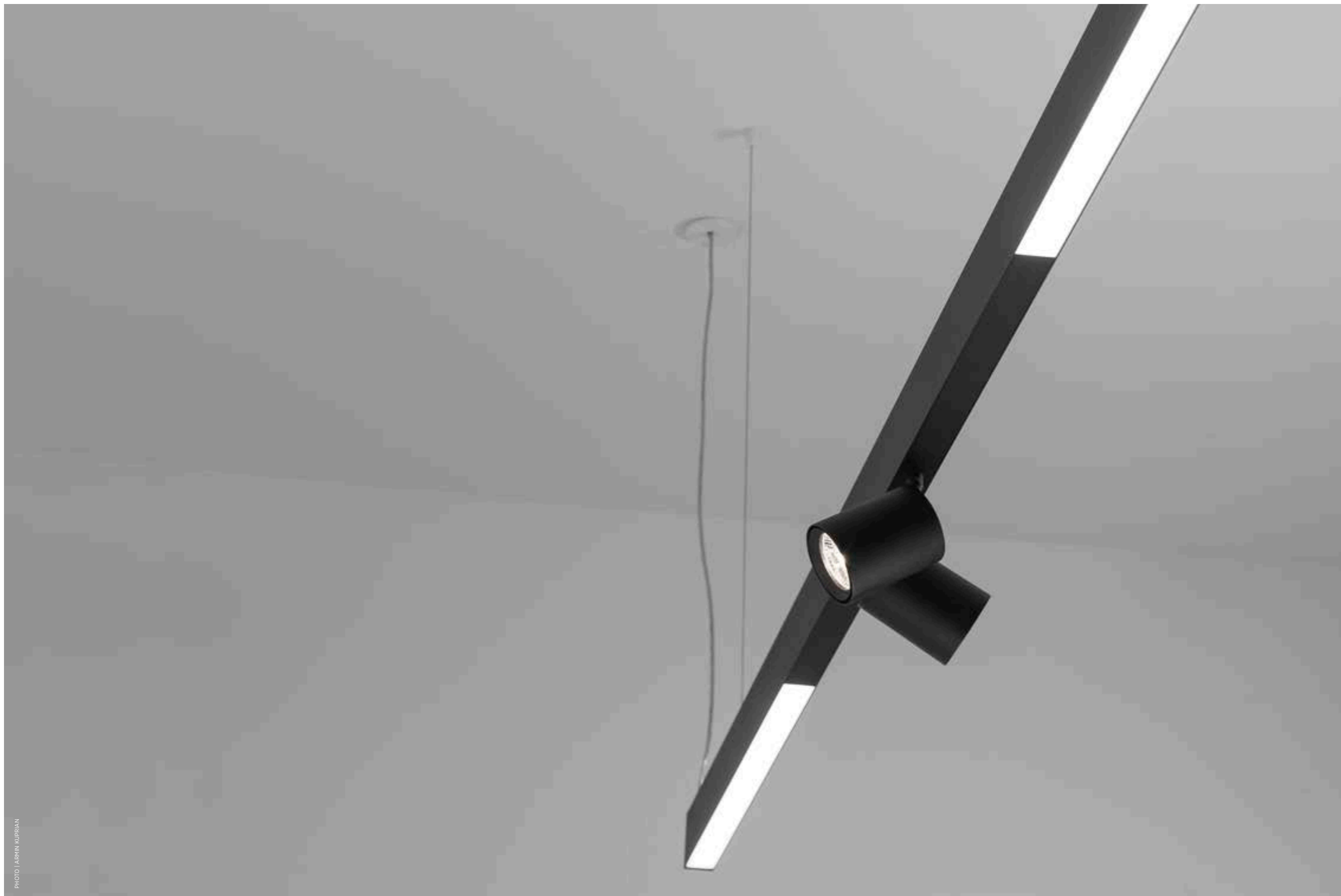


PHOTO | ARMIN KUPRIAN

HYPRO 40 SUSPENDED | TRACK: COLOR 02 BLACK VELVET | INSERT: CENTRIQ IN: COLOR 02 BLACK VELVET



RECESSED




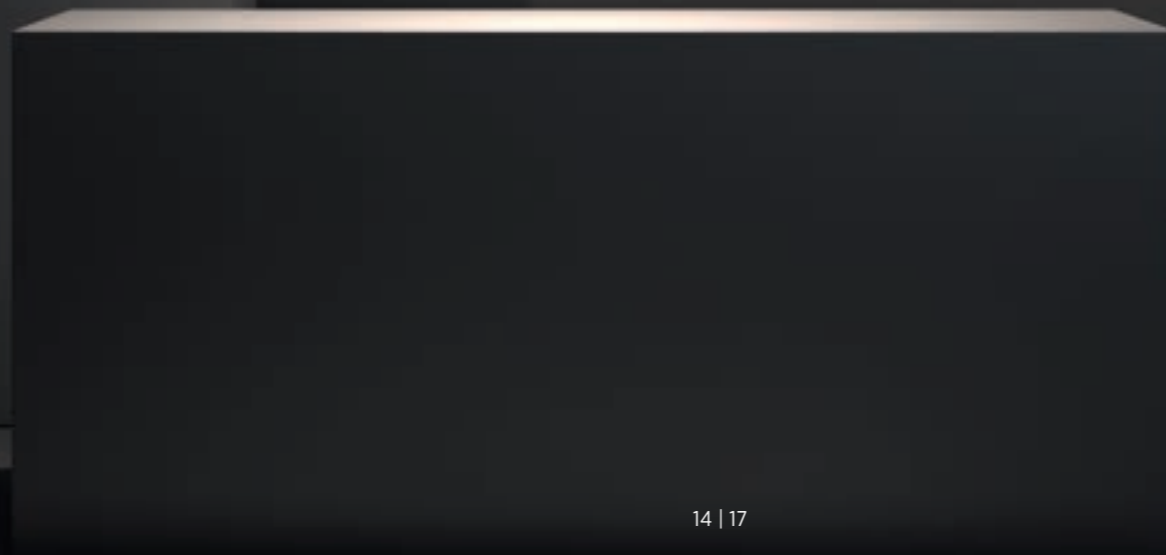


SURFACE



SUSPENDED

MOUNTING OPTIONS

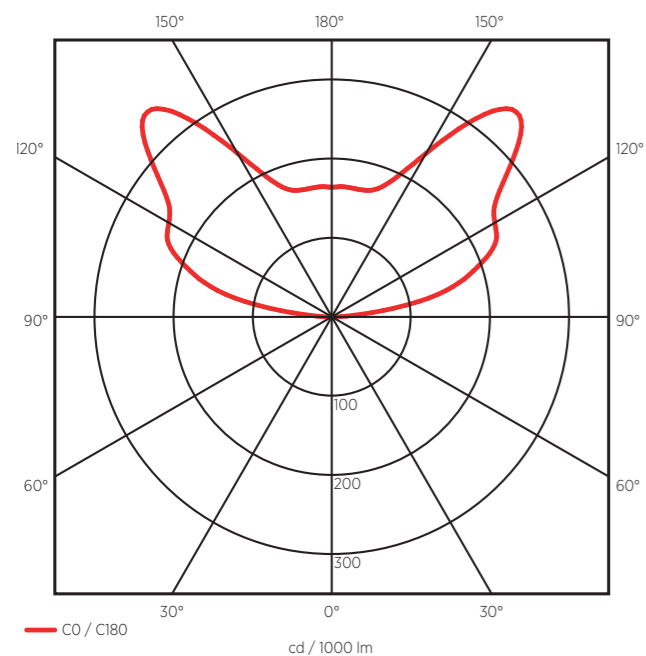
Thanks to different mounting options, the system enables a perfect integration of the lighting solution into the room concept. Whether recessed, surface-mounted or suspended version, the HYPRO lighting system offers you the variant you need for your project.




BATWING LENS

The new wide beam indirect lens developed by PROLICHT enables further possibilities to create the desired lighting atmosphere. Even in low rooms, a very homogeneous light pattern can now be achieved thanks to the very wide beam indirect lens.

Ideal for use in office lighting to achieve the desired and required uniformity. The sophisticated development of the lens allows it to be used with TUNABLE WHITE inserts. Homogeneous color mixing and consistent light quality is guaranteed even with TUNABLE WHITE applications.



The indirect lens is available for our HYPRO-X profile luminaire, HYPRO-F floor luminaire as well as for our HADI area luminaire.






PHOTO | ARMIN KURPIAN

HYPRO-X | TRACK: COLOR 03 CRYSTAL WHITE | INSERT: CENTRIQ IN: COLOR 03 CRYSTAL WHITE & RICOLINE TUNABLE WHITE



TUNABLE WHITE

TUNABLE WHITE is the perfect choice for an installation capable of adapting to the needs of human beings, mimicking the evolution of natural light during the day, or defining with specific settings the most comfortable scenario that each user can define. TUNABLE WHITE is available on all functions offered within the HYPRO FAMILY: direct and indirect linear lights, spotlights and RICO reflector modules. According to the defined control system, any installation can be controlled with a unique temperature, or managing each module individually.





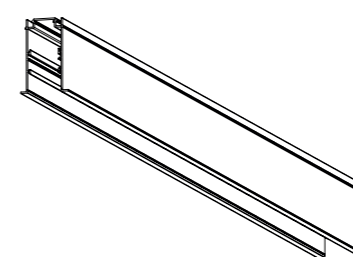
PHOTO | ARMIN KURPIAN

HYPRO-X | TRACK: COLOR 03 CRYSTAL WHITE | INSERT: CENTRIQ IN: COLOR 03 CRYSTAL WHITE & RICOLINE TUNABLE WHITE

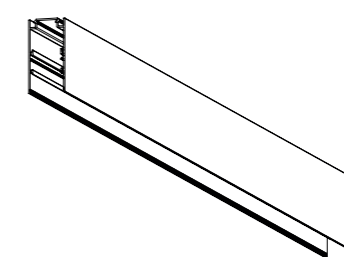


ENDLESS POSSIBILITIES

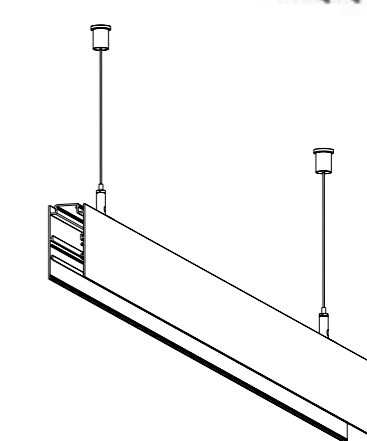
HYPRO creates unique new levels of lighting structure. The individually configurable HYPRO system is available in recessed, surface-mounted and pendant versions and can be equipped with inserts for general and accent lighting, uplight and wall-washing. Various of our proven product families can be integrated into the HYPRO system, offering you endless combination possibilities.



DIMENSION: W: 50 H: 76



DIMENSION: W: 39 H: 76



DIMENSION: W: 39 H: 76



MICRO PRISM OR
OPAL DIFFUSOR



RICOLINE




INDIRECT OPAL
DIFFUSER




CENTRIQ SINGLE OR
DOUBLE IN 3 SIZES




MAGIQ 4, 4+4, 8 OR 8+8
WITH KORONA VER-
SIONS



NEW
SNOOKER



NEW
HANGOVER PLUG



NEW
SIGN DIVA TUBE



MAGIQ MICRODOT
WITH LFO-LENS



MAGIQ WALLWASH




MAGIQ HOLLOW




HADI SURFACE



HADI SUSPENDED



NEW
CENTRIQ IN




NEW
OIKO PRO IN



WHITE HOUSES | PHOTO: EUGEN PONS | WWW.EUGENPONS.COM

HYPRO FAMILY



RICOLINE

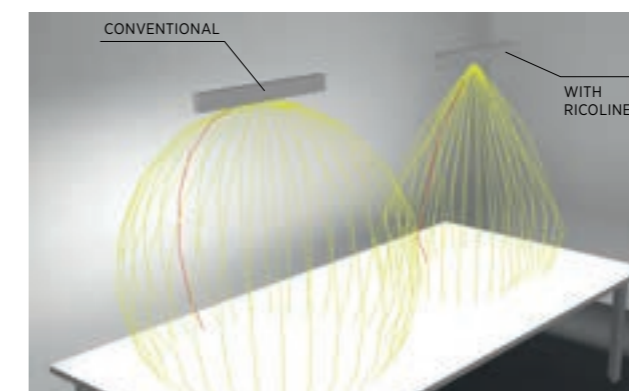


MAGIQ 4

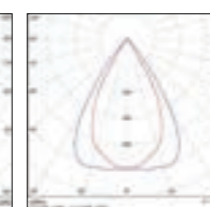
BEST IN OFFICE

Its unique functions and combination possibilities make HYPRO a highly comprehensive lighting solution that can meet any requirement, especially in complex situations such as office lighting. To offer the best lighting for workplaces, HYPRO can be customized and equipped with different inserts to ensure that the lighting concept meets all required standards. The track of the HYPRO profile can be adapted to the conditions of a room in the simplest and at the same time most individual way.

Equipped with the innovative RICO REFLECTORS this system achieves the highest efficiency with a unique glare-free. With additional inserts such as the MAGIQ FAMILY, homogeneous workplace illumination is guaranteed, and with the integration of an uplight component for indirect ceiling lighting, this product family offers the optimum prerequisites for fulfilling all the required standards for workplace lighting.



with opal diffuser



with RICOLINE



RICOLINE

GLARE RATING ACCORDING UGR							
ρ CEILING	70 %	...	30 %	70 %	...	30 %	
ρ WALL	50 %	...	30 %	50 %	...	30 %	
ρ FLOOR	20 %	...	20 %	20 %	...	20 %	
Room size	View according diagonal luminaire-axis			View according longitudinal luminaire-axis			
X	Y						
2H	2H	-10.1	...	-9.1	1.6	...	2.7
	3H	-10.3	...	-9.2	2.1	...	3.2
	4H	-10.3	...	-9.3	2.5	...	3.5
...	
12H	4H	-10.5	...	-9.4	2.1	...	3.2
	6H	-10.6	...	-9.5	2.5	...	3.6
	8H	-10.6	...	-9.5	2.6	...	3.7

ρ = reflectance | X = width of the room | Y = length of the room



PHOTO: ARMIN KUPRIAN


THE NEXT STEP IN HUMAN CENTRIQ LIGHTING

Shapes play a big role in architecture. They can change the atmosphere of an entire room. The combination of optimal lighting conditions and a design of the luminaires that is based on the interior concept gives the rooms a special flair. Therefore, products within a product family have a consistent design to create a unified concept or coherently expand an existing one.

Distinctive design and a wide range of different technical advantages characterize our HYPRO FAMILY. The basic proportions and the familiar appearance of the successful system family are taken up in every innovation of this system, so that every component and every product of this family can be homogeneously combined for a multifunctional lighting solution.


A new component is now available for HYPRO-X and HYPRO-F to extend the products indirect lighting capabilities. The extremely wide beam characteristic of the lens creates a continuous homogeneous light pattern on the ceiling and thus raises illumination to a new level. The new lens is available in the common light temperatures (3000K and 4000K) and can also be configured in TUNABLE WHITE for even greater flexibility.

The direct component of our HYPRO-F floor luminaire can now also be equipped with TUNABLE WHITE - the revised RICO REFLECTORS with a micro prismatic cover produce direct light with infinitely variable color temperature control. As a result, the entire luminaire is now directly as well as indirectly configurable in TUNABLE WHITE.



The revolutionary TUNABLE FOCUS technology from PROLICHT allows any combination of soft direct lighting (LED-LINE), hard direct lighting (downlight spots) and indirect ceiling lighting.






NEW

HYPRO FAMILY



PHOTO: TATIANA MARIANO / P. B. STUDIO

HYPRO-F DOUBLE: COLOR 02 BLACK VELVET




INSPIRATION | IRM VISUAL STUDIO

HYPRO-F 90 DESK

With its robust and minimal clamp, HYPRO-F in the DESK version is mounted directly on tables and desks.

The optimised proportion of the fitting ensures ideal lighting condition for a comfortable and productive working surface, being the ideal solution also for standing work tables and desks with adjustable height.



INSPIRATION | RMN VISUAL STUDIO



INSPIRATION | IRM VISUAL STUDIO

NEW

HYPRO FAMILY



INSPIRATION | PMA VISUAL STUDIO


HYPRO-F TUNABLE FOCUS 90: COLOR 03 CRYSTAL WHITE




HADI OFFICE LIGHTING REINVENTED

The HADI luminaire is the ideal choice for office spaces, offering a variety of solutions for diverse applications: large or smaller spaces, multifunctional spaces, from single offices to open space lighting grids – with HADI every office project can be illuminated perfectly. The luminaire is available in two shapes: HADI-M and HADI-Q, and thus meets all the requirements that modern interior design places on the designer and works with the latest technology. This makes the product family the perfect solution for office spaces where flexible lighting is essential.

Thanks to its outstanding efficiency of up to 87%, a single HADI luminaire can illuminate two workstations, minimizing power consumption for the desired lighting level.



HADI-Q



HADI-M

PHOTO | ARMIN KUPRIAN



AMBAU TALLER D'ARQUITECTES @AMBAU_TDA | PHOTO: @GERMAN CABO GERMANCABO.COM

FOLLOW THE LIGHT

A lighting concept specially adapted to the conditions of a room can, in addition to the optimal lighting of a room, contribute to orientation and structuring. Especially with different freely integrable profile inserts such as WALLWASHER, spots and LED, inserts can be consciously supported guidance, attention and atmosphere. These possibilities are offered to perfection by the hybrid profiles that can be individually configured in the room and make HYPRO a master of flexibility for ambient and accent lighting.



OIKO PRO IN




MAGIQ WALLWASH



PHOTO | ARMIN KUPRIAN



OIKO PRO IN



SIGN DIVA TUBE

SIGN DIVA TUBE

SIGN DIVA TUBE as an insert for the HYPRO profile system creates new possibilities in interior design. With their sophisticated technology the minimalist surface luminaires offer the ideal complement for the portfolio of pendant inserts, spotlights and spots.






PHOTO | ARRIN KURPIAN

SIGN DIVA TUBE: COLOR 29 JAZZ GOLD | SHINE RING RED | DIFFUSER: SPARKLING SECRET



PHOTO | ARMIN KUPRIAN

HYPRO 40 SURFACE | TRACK: COLOR 02 BLACK VELVET | INSERT: SNOOKER SHINE: COLOR 02 BLACK VELVET, SHINE RING WHITE |

HANGOVER PLUG: COLOR 19 KISSING APHRODITE | SIGN DIVA TUBE KORONA: COLOR 02 BLACK VELVET, KORONA FRAME: COLOR 19 KISSING APHRODITE



PHOTO | ARMIN KUPRIAN

SNOOKER

Besides the optimal lighting conditions, the decorative aspect also plays a major role in many room situations. This can significantly change the atmosphere of an entire room. The combination of optimal lighting conditions and a look of the lights, which is oriented to the interior design, gives the room a special flair. Individual placement of several pendant luminaires in the HYPRO profile, provides a homogeneous illumination.



RODESARCHITECTURA @RODES_ARCHITECTURA | PHOTO: @GERMAN CABO GERMANCABO.COM

HYPRO-X | TRACK: COLOR 02 BLACK VELVET | INSERT:

SNOOKER SHINE: COLOR 02 BLACK VELVET, SHINE RING: WHITE




CREATE ATMOSPHERE

The HANGOVER pendant luminaire is based on the latest reflector technology and offers great configuration possibilities. Whether size, color or LED - there are no design limits.

To ensure flexible positioning of the spotlights, the driver is connected to a plug and not permanently installed. This allows the track spots to be positioned exactly where highlights are to be staged in the room.



HANGOVER PLUG



CENTRIQ IN



PHOTO | ARMIN KUPRIAN



SCHLOSS BURGDORF, SWITZERLAND | ARCHITECT: ATELIER G+S, ARCHITECTEN UND PLANER AG | LIGHT PLANNING: BEZNIER HOLMES UND PARTNER | PHOTO: VERENA MENZ, BURGDORF

HYPRO 40 SUSPENDED | TRACK: COLOR 01 SPARKLING SILVER | INSERT: CENTRIQ & MAGIQ WALLWASH

HYPRO FAMILY

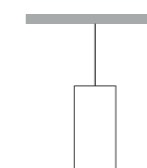
MOUNTING OPTIONS




RECESSED



SURFACE



SUSPENDED




FLOOR LAMP


CONFIGURATION




LINEAR COUPLER



L-CONNECTOR



T-CONNECTOR

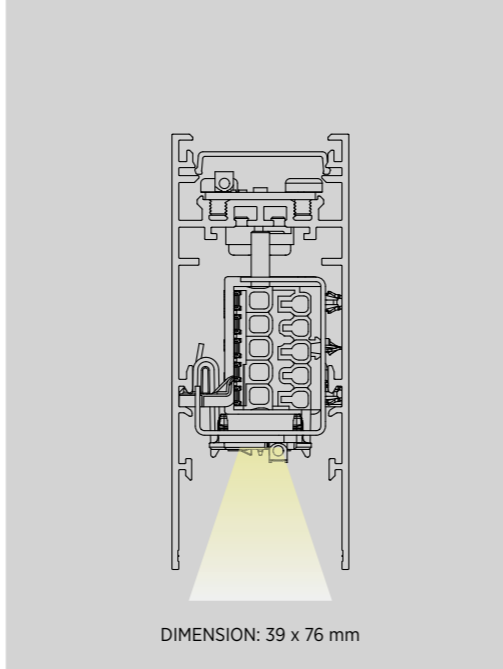


X-CONNECTOR

PHOTO | ARMIN KUPRIAN




HYPLINE-40

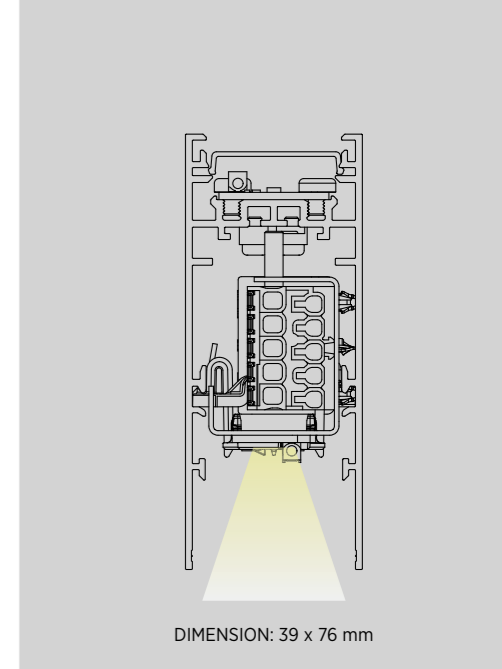


DIMENSION: 39 x 76 mm

PHOTO | ARMIN KUPRIAN



RICOLINE



DIMENSION: 39 x 76 mm

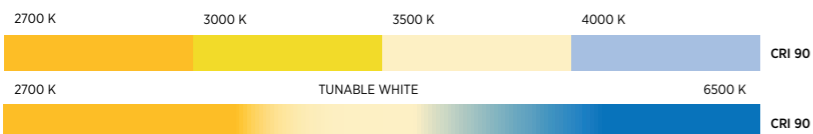
POWER

17 - 37 WATT

IP INTERNATIONAL PROTECTION

IP20

COLOR TEMPERATURE CCT



BEAMWIDTH

DIRECT



HYPLINE 40

PRODUCT	DIMENSION / mm	CCT / K				LUMEN MAX.	WATT	CRI	IP	ART.-N° RECESSED	ART.-N° SURFACE	ART.-N° SUSPENDED	ART.-N° HYPRO-X
HYPLINE 40	L: 705	2700	3000	3500	4000	1365	17	90	IP20	7-02656-..*	7-02655-..*	7-02657-..*	7-02658-..*
HYPLINE 40	L: 705	TUNABLE WHITE 2700 - 6500				1508	19	90	IP20	7-02660-..*	7-02659-..*	7-02661-..*	7-0662-..*
HYPLINE 40	L: 1128	2700	3000	3500	4000	2183	26	90	IP20	7-02664-..*	7-02663-..*	7-02665-..*	7-02666-..*
HYPLINE 40	L: 1128	TUNABLE WHITE 2700 - 6500				2413	29	90	IP20	7-02668-..*	7-02667-..*	7-02669-..*	7-02670-..*
HYPLINE 40	L: 1408	2700	3000	3500	4000	2729	33	90	IP20	7-02672-..*	7-02671-..*	7-02673-..*	7-02674-..*
HYPLINE 40	L: 1408	TUNABLE WHITE 2700 - 6500				3016	37	90	IP20	7-02676-..*	7-02675-..*	7-02677-..*	7-02678-..*

CONTROL OPTION: * ..-00 ON/OFF | ..-02 DALI | ..-04 MATTER

COLOR

25 PROLICHT COLORS



RAL Classic or any other special color on request

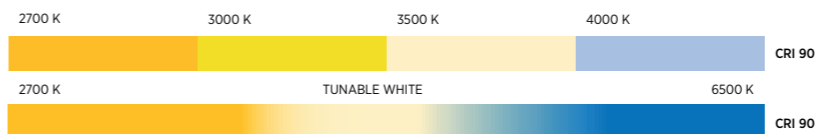
POWER

17 - 33 WATT

IP INTERNATIONAL PROTECTION

IP20

COLOR TEMPERATURE CCT



BEAMWIDTH

DIRECT



RICOLINE

PRODUCT	DIMENSION / mm	CCT / K				LUMEN MAX.	WATT	CRI	IP	ART.-N° RECESSED	ART.-N° SURFACE	ART.-N° SUSPENDED	ART.-N° HYPRO-X
RICOLINE	L: 705	2700	3000	3500	4000	1746	17	90	IP20	7-02681-..*	7-02680-..*	7-02682-..*	7-02683-..*
RICOLINE	L: 705	TUNABLE WHITE 2700 - 6500				1930	19	90	IP20	7-02685-..*	7-02684-..*	7-02686-..*	7-02687-..*
RICOLINE	L: 1128	2700	3000	3500	4000	2794	26	90	IP20	7-02689-..*	7-02688-..*	7-02690-..*	7-02691-..*
RICOLINE	L: 1128	TUNABLE WHITE 2700 - 6500				3087	30	90	IP20	7-02693-..*	7-02692-..*	7-02694-..*	7-02695-..*
RICOLINE	L: 1408	2700	3000	3500	4000	3492	33	90	IP20	7-02697-..*	7-02696-..*	7-02698-..*	7-02699-..*
RICOLINE	L: 1408	TUNABLE WHITE 2700 - 6500				3833	36	90	IP20	7-02701-..*	7-02700-..*	7-02702-..*	7-02703-..*

CONTROL OPTION: * ..-00 ON/OFF | ..-02 DALI | ..-04 MATTER

COLOR

25 PROLICHT COLORS



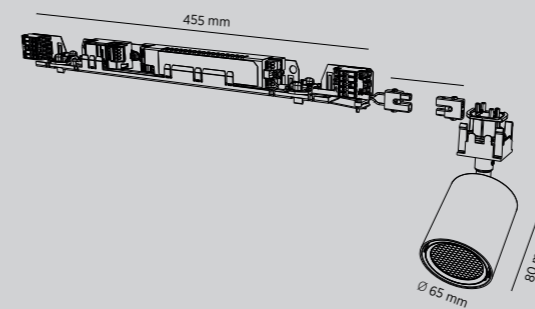
RAL Classic or any other special color on request



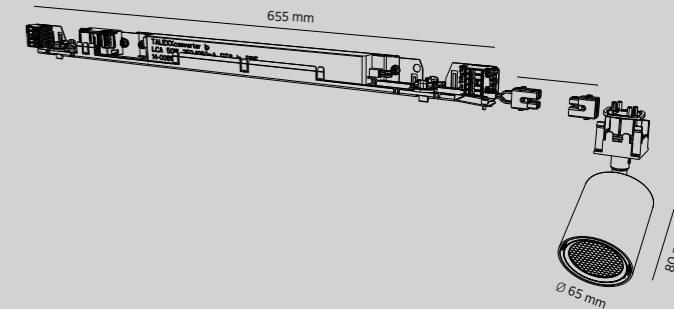
0-350°



0-90°



CENTRIQ IN 65



CENTRIQ IN 65 | TUNABLE WHITE

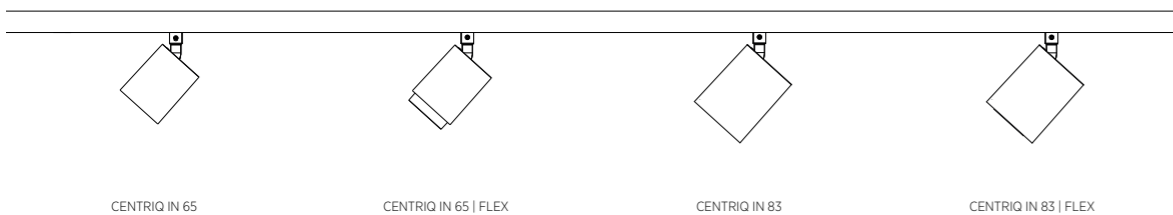
POWER

9 - 36 WATT

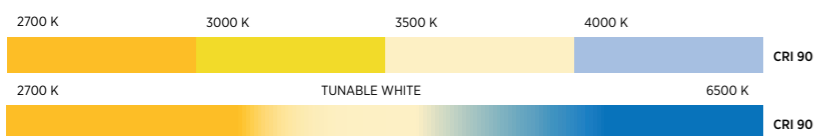
IP INTERNATIONAL PROTECTION

IP20

INSTALLATION



COLOR TEMPERATURE CCT



BEAMWIDTH



CENTRIQ IN

PRODUCT	CCT / K				LUMEN MAX.	WATT	CRI	BEAM ANGLE				IP	ART-N° RECESSED	ART-N° SURFACE	ART-N° SUSPENDED	ART-N° HYPRO-X
CENTRIQ IN 65	2700	3000	3500	4000	2291	23	90	SPOT 24°	MEDIUM 36°	WIDE FLOOD 52°	IP20	7-02501-..*	7-02500-..*	7-02502-..*	7-02503-..*	
CENTRIQ IN 65	TUNABLE WHITE 2700 - 6500				1269	15	90	SPOT 24°	MEDIUM 36°	WIDE FLOOD 52°	IP20	7-02505-..*	7-02504-..*	7-02506-..*	7-02507-..*	
CENTRIQ IN 65	FLEX	2700	3000	3500	4000	1423	21	90	SPOT 14° - MEDIUM 44°		IP20	7-02509-..*	7-02508-..*	7-02510-..*	7-02511-..*	
CENTRIQ IN 65		2700	3000	3500	4000	1557	21	90	SUPERSPOT 12°		IP20	7-02513-..*	7-02512-..*	7-02514-..*	7-02515-..*	
CENTRIQ IN 65	TUNABLE WHITE 2700 - 6500				569	9	90	SUPERSPOT 12°			IP20	7-02517-..*	7-02516-..*	7-02518-..*	7-02519-..*	
CENTRIQ IN 83		2700	3000	3500	4000	3450	36	90	SPOT 20°	MEDIUM 32°	WIDE FLOOD 54°	IP20	7-02521-..*	7-02520-..*	7-02522-..*	7-02523-..*
CENTRIQ IN 83	TUNABLE WHITE 2700 - 6500				2907	36	90	SPOT 20°	MEDIUM 32°	WIDE FLOOD 54°	IP20	7-02525-..*	7-02524-..*	7-02526-..*	7-02527-..*	
CENTRIQ IN 83	FLEX	2700	3000	3500	4000	1423	21	90	SPOT 14° - MEDIUM 44°		IP20	7-02529-..*	7-02528-..*	7-02530-..*	7-02531-..*	
CENTRIQ IN 83	FLEX	TUNABLE WHITE 2700 - 6500				664	9	90	SPOT 14° - MEDIUM 44°		IP20	7-02533-..*	7-02532-..*	7-02534-..*	7-02535-..*	
CENTRIQ IN 83		2700	3000	3500	4000	1843	27	90	SUPERSPOT 12°		IP20	7-02537-..*	7-02536-..*	7-02538-..*	7-02539-..*	
CENTRIQ IN 83	TUNABLE WHITE 2700 - 6500				569	9	90	SUPERSPOT 12°			IP20	7-02541-..*	7-02540-..*	7-02542-..*	7-02543-..*	

CONTROL OPTION: * ..-00 ON/OFF | ..-02 DALI | ..-04 MATTER

COLOR

25 PROLICHT COLORS



RAL Classic or any other special color on request

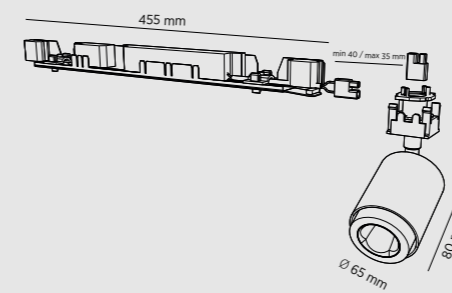




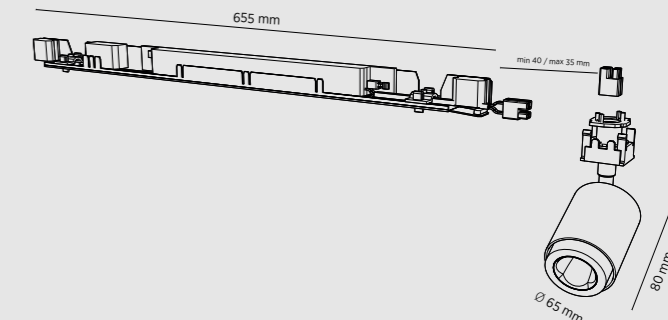
0-350°



0-90°



OIKO PRO IN



OIKO PRO IN | TUNABLE WHITE

POWER

15 - 20 WATT

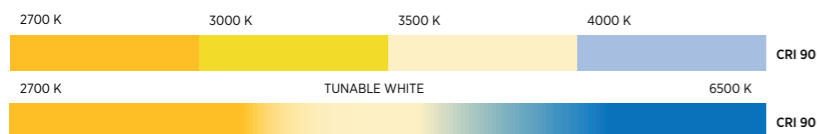
IP INTERNATIONAL PROTECTION

IP20


Installation



COLOR TEMPERATURE CCT



BEAMWIDTH



COLOR

25 PROLICHT COLORS



RAL Classic or any other special color on request

OIKO PRO IN

PRODUCT	CCT / K				LUMEN MAX.	WATT	CRI	BEAM ANGLE	IP	ART.-N° RECESSED	ART.-N° SURFACE	ART.-N° SUSPENDED	ART.-N° HYPRO-X
OIKO PRO IN	2700	3000	3500	4000	1603	20	90	MEDIUM 34°	IP20	7-02551-..*	7-02550-..*	7-02552-..*	7-02553-..*
OIKO PRO IN	TUNABLE WHITE 2700 - 6500				1081	15	90	MEDIUM 36°	IP20	7-02555-..*	7-02554-..*	7-02556-..*	7-02557-..*
OIKO PRO IN	2700	3000	3500	4000	1759	20	90	WIDE FLOOD 50°	IP20	7-02559-..*	7-02558-..*	7-02560-..*	7-02561-..*
OIKO PRO IN	TUNEABLE WHITE 2700 - 6500				1070	15	90	WIDE FLOOD 52°	IP20	7-02563-..*	7-02562-..*	7-02564-..*	7-02565-..*
OIKO PRO IN	2700	3000	3500	4000	1932	20	90	VERY WIDE FLOOD 60°	IP20	7-02567-..*	7-02566-..*	7-02568-..*	7-02569-..*
OIKO PRO IN	2700	3000	3500	4000	1460	15	90	VERY WIDE FLOOD 68°	IP20	7-02571-..*	7-02570-..*	7-02572-..*	7-02573-..*
OIKO PRO IN	2700	3000	3500	4000	1724	20	90	WALLWASH	IP20	7-02575-..*	7-02574-..*	7-02576-..*	7-02577-..*
OIKO PRO IN	TUNEABLE WHITE 2700 - 6500				1213	15	90	WALLWASH	IP20	7-02579-..*	7-02578-..*	7-02580-..*	7-02581-..*
OIKO PRO IN	2007	3000	3500	4000	1461	20	90	SUPERSPOT 14°	IP20	7-02583-..*	7-02582-..*	7-02584-..*	7-02585-..*

CONTROL OPTION: * ..-00 ON/OFF | ..-02 DALI | ..-04 MATTER





PHOTO | ARMIN KUPRIAN

SNOOKER

SNOOKER METAL

PHOTO | ARMIN KUPRIAN

CAN-HAVE ACCESSORY: SHINE RING

WHITE YELLOW ORANGE RED BLUE GREEN



COLOR TEMPERATURE CCT

2700 K 3000 K 4000 K



BEAMWIDTH

MEDIUM 32° VERY WIDE FLOOD 58°



SNOOKER

PRODUCT	CCT / K			LUMEN MAX.	WATT	CRI	BEAM ANGLE		IP	ART.-N° RECESSED	ART.-N° SURFACE	ART.-N° SUSPENDED	ART.-N° HYPRO-X
SNOOKER	2700	3000	4000	356	6.4	90	MEDIUM 32°	VERY WIDE FLOOD 58°	IP20	7-02431-02	7-02430-02	7-02432-02	7-02433-02

SNOOKER METAL (CHROME)

PRODUCT	CCT / K			LUMEN MAX.	WATT	CRI	BEAM ANGLE		IP	ART.-N° RECESSED	ART.-N° SURFACE	ART.-N° SUSPENDED	ART.-N° HYPRO-X
SNOOKER METAL	2700	3000	4000	356	6.4	90	MEDIUM 32°	VERY WIDE FLOOD 58°	IP20	7-02435-02	7-02434-02	7-02436-02	7-02437-02
SNOOKER METAL SHINE	2700	3000	4000	356	6.4	90	MEDIUM 32°	VERY WIDE FLOOD 58°	IP20	7-02439-02	7-02438-02	7-02440-02	7-02441-02

PRODUCT	ART.-N° ON/OFF	ART.-N° DALI
HYPRO PLUG ADAPTER	800-1510	800-1512

COLOR

25 PROLICHT COLORS



RAL Classic or any other special color on request

CAN-HAVE ACCESSORY: SHINE RING

WHITE YELLOW ORANGE RED BLUE GREEN



COLOR TEMPERATURE CCT

2700 K 3000 K 4000 K



BEAMWIDTH

SPOT 22° MEDIUM 32° | 33° FLOOD 44° WIDE FLOOD 55° VERY WIDE FLOOD 58° | 66°



HANGOVER PLUG

PRODUCT	DIMENSION / mm		CCT / K			LUMEN MAX.	WATT	CRI	BEAM ANGLE			IP	ART.-N° RECESSED	ART.-N° SURFACE	ART.-N° SUSPENDED	ART.-N° HYPRO-X
HANGOVER PLUG	Ø 30	L: 150	2700	3000	4000	463	7	90	22°	33°	66°	IP20	7-02443-02	7-02442-02	7-02444-02	7-02445-02
HANGOVER PLUG MICRODOT	Ø 30	L: 150	2700	3000	4000	356	7	90	32°	58°		IP20	7-02447-02	7-02446-02	7-02448-02	7-02449-02
HANGOVER PLUG	Ø 30	L: 300	2700	3000	4000	451	7	90	33°	66°		IP20	7-02451-02	7-02450-02	7-02452-02	7-02453-02
HANGOVER PLUG MICRODOT	Ø 30	L: 300	2700	3000	4000	356	7	90	32°	58°		IP20	7-02455-02	7-02454-02	7-02456-02	7-02457-02
HANGOVER PLUG	Ø 30	L: 450	2700	3000	4000	463	7	90	22°	33°	66°	IP20	7-02459-02	7-02458-02	7-02460-02	7-02461-02
HANGOVER PLUG MICRODOT	Ø 30	L: 450	2700	3000	4000	356	7	90	32°	58°		IP20	7-02463-02	7-02462-02	7-02464-02	7-02465-02
HANGOVER PLUG	Ø 40	L: 150	2700	3000	4000	868	10	90	44°	55°		IP20	7-02467-02	7-02466-02	7-02468-02	7-02469-02
HANGOVER PLUG MICRODOT	Ø 40	L: 150	2700	3000	4000	356	7	90	32°	58°		IP20	7-02471-02	7-02470-02	7-02472-02	7-02473-02
HANGOVER PLUG	Ø 40	L: 300	2700	3000	4000	868	10	90	44°	55°		IP20	7-02475-02	7-02474-02	7-02476-02	7-02477-02
HANGOVER PLUG MICRODOT	Ø 40	L: 300	2700	3000	4000	356	7	90	32°	58°		IP20	7-02479-02	7-02478-02	7-02480-02	7-02481-02
HANGOVER PLUG	Ø 40	L: 450	2700	3000	4000	868	10	90	44°	55°		IP20	7-02483-02	7-02482-02	7-02484-02	7-02485-02
HANGOVER PLUG MICRODOT	Ø 40	L: 450	2700	3000	4000	356	7	90	22°	44°		IP20	7-02487-02	7-02486-02	7-02488-02	7-02489-02
HANGOVER PLUG DIRECT	Ø 75	L: 150	2700	3000	4000	951	10	90	22°	44°	55°	IP20	7-02491-02	7-02490-02	7-02492-02	7-02493-02
HANGOVER PLUG DIR./INDIR.	Ø 75	L: 150	2700	3000	4000	1833	20	90	22°	44°	55°	IP20	7-02495-02	7-02494-02	7-02496-02	7-02497-02

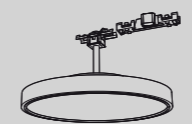
PRODUCT	ART.-N° ON/OFF	ART.-N° DALI
HYPRO PLUG ADAPTER	800-1510	800-1512

COLOR

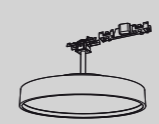
25 PROLICHT COLORS



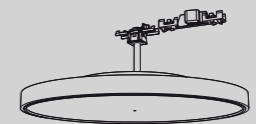
RAL Classic or any other special color on request



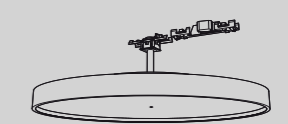
SIGN DIVA TUBE 40
Ø 400 mm



SIGN DIVA TUBE 40 | KORONA
Ø 400 mm



SIGN DIVA TUBE 570
Ø 570 mm



SIGN DIVA TUBE 570 | KORONA
Ø 570 mm

POWER

18 - 49 WATT

IP INTERNATIONAL PROTECTION

IP20


SIGN DIVA TUBE SIGN DIVA TUBE KORONA



CAN-HAVE ACCESSORY: SHINE RING



COLOR TEMPERATURE CCT



BEAMWIDTH

DIRECT



DIFUSSER



COLOR



RAL Classic or any other special color on request

SIGN DIVA

PRODUCT	VERSION	DIAMETER	CCT / K		LUMEN MAX.	WATT	CRI	IP	ART-N° RECESSED	ART-N° SURFACE	ART-N° SUSPENDED	ART-N° HYPRO-X	
SIGN DIVA TUBE DIRECT		Ø 400 mm	2700	3000	4000	2058	18	90	IP20	7-02706-..*	7-02705-..*	7-02707-..*	7-02708-..*
SIGN DIVA TUBE DIRECT	KORONA	Ø 400 mm	2700	3000	4000	2058	18	90	IP20	7-02710-..*	7-02709-..*	7-02711-..*	7-02712-..*
SIGN DIVA TUBE DIRECT		Ø 570 mm	2700	3000	4000	5679	49	90	IP20	7-02714-..*	7-02713-..*	7-02715-..*	7-02716-..*
SIGN DIVA TUBE DIRECT	KORONA	Ø 570 mm	2700	3000	4000	5679	49	90	IP20	7-02718-..*	7-02717-..*	7-02719-..*	7-02720-..*

CONTROL OPTION: * ..-00 ON/OFF | ..-02 DALI | ..-04 MATTER





HADI-Q



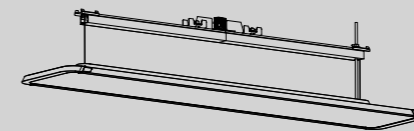
HADI-M



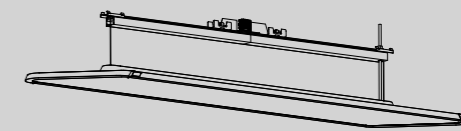
HADI-M SURFACE
1242 x 240 mm



HADI-Q SURFACE
1403 x 240 mm



HADI-M SUSPENDED
1242 x 240 mm



HADI-Q SUSPENDED
1403 x 240 mm


POWER

38 - 78 WATT


IP INTERNATIONAL PROTECTION

IP20

COLOR TEMPERATURE CCT



BEAMWIDTH



COLOR



RAL Classic or any other special color on request

HADI SUSPENDED

VERSION	PRODUCT	DIMENSION / mm	CCT / K		LUMEN MAX.	WATT	CRI	IP	ART.-N° RECESSED	ART.-N° SURFACE	ART.-N° SUSPENDED	ART.-N° HYPRO-X
HADI-M	DIRECT	L: 1242 x B: 240	3000	4000	4352	38	90	IP20	7-02591-..*	7-02590-..*	7-02592-..*	7-02593-..*
HADI-M	DIRECT/INDIRECT	L: 1242 x B: 240	3000	4000	6119	78	90	IP20	7-02595-..*	7-02594-..*	7-02596-..*	7-02597-..*
HADI-Q	DIRECT	L: 1403 x B: 240	3000	4000	3987	38	90	IP20	7-02623-..*	7-02622-..*	7-02624-..*	7-02625-..*
HADI-Q	DIRECT/INDIRECT	L: 1403 x B: 240	3000	4000	5899	78	90	IP20	7-02627-..*	7-02626-..*	7-02628-..*	7-02629-..*

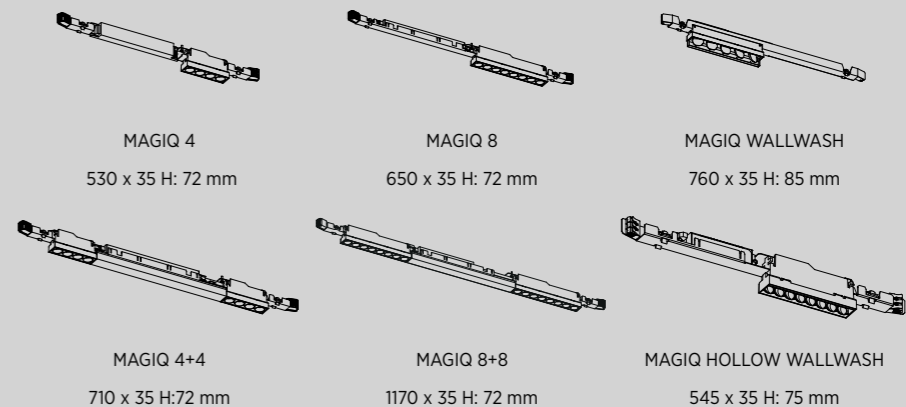
CONTROL OPTION: * ..-00 ON/OFF | ..-02 DALI | ..-04 MATTER

HADI SURFACE

VERSION	PRODUCT	DIMENSION / mm	CCT / K		LUMEN MAX.	WATT	CRI	IP	ART.-N° RECESSED	ART.-N° SURFACE	ART.-N° SUSPENDED	ART.-N° HYPRO-X
HADI-M	DIRECT	L: 1242 x B: 240	3000	4000	4352	38	90	IP20	7-02829-..*	7-02828-..*	7-02827-..*	7-02830-..*
HADI-M	DIRECT/INDIRECT	L: 1242 x B: 240	3000	4000	6119	78	90	IP20	7-02833-..*	7-02832-..*	7-02831-..*	7-02834-..*
HADI-Q	DIRECT	L: 1403 x B: 240	3000	4000	3987	38	90	IP20	7-02837-..*	7-02836-..*	7-02835-..*	7-02838-..*
HADI-Q	DIRECT/INDIRECT	L: 1403 x B: 240	3000	4000	5899	78	90	IP20	7-02841-..*	7-02840-..*	7-02839-..*	7-02842-..*

CONTROL OPTION: * ..-00 ON/OFF | ..-02 DALI | ..-04 MATTER





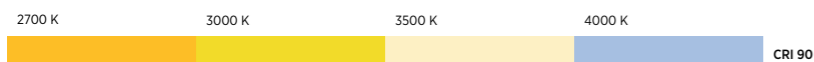
POWER

14 - 54 WATT

IP INTERNATIONAL PROTECTION

IP20

COLOR TEMPERATURE CCT



BEAMWIDTH

DIRECT



COLOR

25 PROLICHT COLORS



RAL Classic or any other special color on request

MAGIQ


PRODUCT	VERSION	CCT / K				LUMEN MAX.	WATT	CRI	BEAM ANGLE			IP	ART-N° RECESSED	ART-N° SURFACE	ART-N° SUSPENDED	ART-N° HYPRO-X
MAGIQ 4		2700	3000	3500	4000	905	14	90	11°	22°	33°	IP20	7-01825-..*	7-01823-..*	7-01821-..*	7-01827-..*
MAGIQ 4	KORONA	2700	3000	3500	4000	905	14	90	11°	22°	33°	IP20	7-01833-..*	7-01831-..*	7-01829-..*	7-01835-..*
MAGIQ 4	MICRODOT	2700	3000	3500	4000	742	14	90	21°	38°		IP20	7-02349-..*	7-02647-..*	7-02345-..*	7-02351-..*
MAGIQ 4+4		2700	3000	3500	4000	1809	27	90	11°	22°	33°	IP20	7-01841-..*	7-01839-..*	7-01837-..*	7-01843-..*
MAGIQ 4+4	KORONA	2700	3000	3500	4000	1809	27	90	11°	22°	33°	IP20	7-01849-..*	7-01847-..*	7-01845-..*	7-01851-..*
MAGIQ 4+4	MICRODOT	2700	3000	3500	4000	1483	27	90	21°	38°		IP20	7-02357-..*	7-02355-..*	7-02353-..*	7-02359-..*
MAGIQ 8		2700	3000	3500	4000	1809	27	90	11°	22°	33°	IP20	7-01857-..*	7-01855-..*	7-01853-..*	7-01859-..*
MAGIQ 8	KORONA	2700	3000	3500	4000	1809	27	90	11°	22°	33°	IP20	7-01865-..*	7-01863-..*	7-01861-..*	7-01867-..*
MAGIQ 8	MICRODOT	2700	3000	3500	4000	1483	27	90	21°	38°		IP20	7-02365-..*	7-02363-..*	7-02361-..*	7-02367-..*
MAGIQ 8+8		2700	3000	3500	4000	3619	54	90	11°	22°	33°	IP20	7-01873-..*	7-01871-..*	7-01869-..*	7-01875-..*
MAGIQ 8+8	KORONA	2700	3000	3500	4000	3619	54	90	11°	22°	33°	IP20	7-01881-..*	7-01879-..*	7-01877-..*	7-01883-..*
MAGIQ 8+8	MICRODOT	2700	3000	3500	4000	2967	54	90	21°	38°		IP20	7-02373-..*	7-02371-..*	7-02369-..*	7-02375-..*
MAGIQ	HOLLOW WALLWASH	2700	3000	3500	4000	1544	24	90	WALLWASH			IP20	7-01889-..*	7-01887-..*	7-01885-..*	7-01891-..*
MAGIQ	HOLLOW WALLWASH	2700	3000	3500	4000	1544	24	90	WALLWASH			IP20	7-01897-..*	7-01895-..*	7-01893-..*	7-01899-..*
MAGIQ	HOLLOW WALLWASH	2700	3000	3500	4000	2574	32	90	WALLWASH			IP20	7-02808-..*	7-02807-..*	7-02806-..*	7-02809-..*

CONTROL OPTION: * ..-00 ON/OFF | ..-02 DALI | ..-04 MATTER

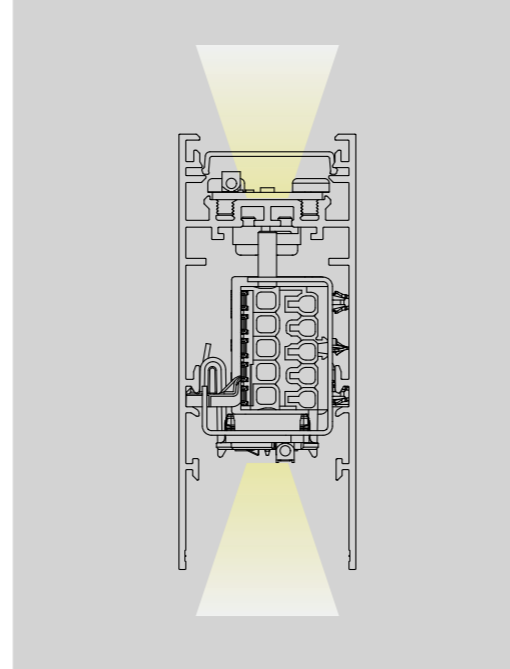




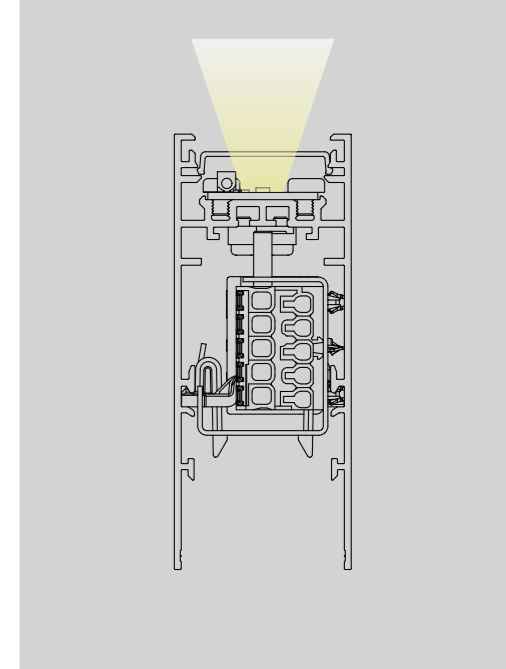
HYPRO-X LINE



HYPRO-X RICO



HYPRO-X INDIRECT



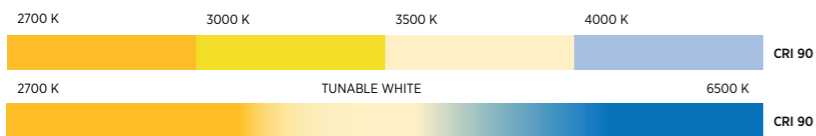
POWER

54 - 136 WATT

IP INTERNATIONAL PROTECTION

IP20

COLOR TEMPERATURE CCT



BEAMWIDTH

INDIRECT

DIRECT / INDIRECT

BEAM NARROW

BATWINGS LENS



HYPRO-X LINE

PRODUCT	DIMENSION / mm	CCT / K				LUMEN MAX.	WATT	CRI	IP	ART-N° RECESSED	ART-N° SURFACE	ART-N° SUSPENDED	ART-N° HYPRO-X
HYPRO-X LINE	L: 1410	2700	3000	3500	4000	5171	54	90	IP20	•	•	•	7-02722-..*
HYPRO-X LINE	L: 1410	TUNABLE WHITE 2700 - 6500				6925	77	90	IP20	•	•	•	7-02723-..*
HYPRO-X LINE	L: 1835	2700	3000	3500	4000	6730	66	90	IP20	•	•	•	7-02724-..*
HYPRO-X LINE	L: 1835	TUNABLE WHITE 2700 - 6500				9012	97	90	IP20	•	•	•	7-02725-..*
HYPRO-X LINE	L: 2258	2700	3000	3500	4000	8281	84	90	IP20	•	•	•	7-02726-..*
HYPRO-X LINE	L: 2258	TUNABLE WHITE 2700 - 6500				11090	120	90	IP20	•	•	•	7-02727-..*
HYPRO-X LINE	L: 2538	2700	3000	3500	4000	9308	95	90	IP20	•	•	•	7-02728-..*
HYPRO-X LINE	L: 2538	TUNABLE WHITE 2700 - 6500				12465	136	90	IP20	•	•	•	7-02729-..*

HYPRO-X RICO

PRODUCT	DIMENSION / mm	CCT / K				LUMEN MAX.	WATT	CRI	IP	ART-N° RECESSED	ART-N° SURFACE	ART-N° SUSPENDED	ART-N° HYPRO-X
HYPRO-X RICO	L: 1410	2700	3000	3500	4000	5650	54	90	IP20	•	•	•	7-02730-..
HYPRO-X RICO	L: 1410	TUNABLE WHITE 2700 - 6500				7585	77	90	IP20	•	•	•	7-02731-..
HYPRO-X RICO	L: 1835	2700	3000	3500	4000	7353	66	90	IP20	•	•	•	7-02732-..
HYPRO-X RICO	L: 1835	TUNABLE WHITE 2700 - 6500				9871	97	90	IP20	•	•	•	7-02733-..
HYPRO-X RICO	L: 2258	2700	3000	3500	4000	9048	84	90	IP20	•	•	•	7-02734-..
HYPRO-X RICO	L: 2258	TUNABLE WHITE 2700 - 6500				12147	120	90	IP20	•	•	•	7-02735-..
HYPRO-X RICO	L: 2538	2700	3000	3500	4000	10170	95	90	IP20	•	•	•	7-02736-..
HYPRO-X RICO	L: 2538	TUNABLE WHITE 2700 - 6500				13653	136	90	IP20	•	•	•	7-02737-..

COLOR CONTROL OPTION: * ..-00 ON/OFF | ..-02 DALI | ..-04 MATTER



RAL Classic or any other special color on request

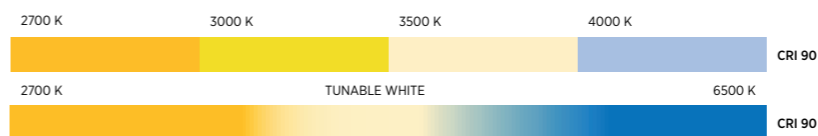
POWER

22 - 74 WATT

IP INTERNATIONAL PROTECTION

IP20

COLOR TEMPERATURE CCT



BEAMWIDTH

INDIRECT

INDIRECT

BEAM NARROW

BATWINGS LENS



HYPRO-X INDIRECT

PRODUCT	DIMENSION / mm	CCT / K				LUMEN MAX.	WATT	CRI	IP	ART-N° RECESSED	ART-N° SURFACE	ART-N° SUSPENDED	ART-N° HYPRO-X
HYPRO-X INDIRECT	L: 1410	2700	3000	3500	4000	2159	22	90	IP20	•	•	•	7-02738-..*
HYPRO-X INDIRECT	L: 1410	TUNABLE WHITE 2700 - 6500				2891	41	90	IP20	•	•	•	7-02739-..*
HYPRO-X INDIRECT	L: 1835	2700	3000	3500	4000	2591	26	90	IP20	•	•	•	7-02740-..*
HYPRO-X INDIRECT	L: 1835	TUNABLE WHITE 2700 - 6500				3736	49	90	IP20	•	•	•	7-02741-..*
HYPRO-X INDIRECT	L: 2258	2700	3000	3500	4000	3454	35	90	IP20	•	•	•	7-02742-..*
HYPRO-X INDIRECT	L: 2258	TUNABLE WHITE 2700 - 6500				4630	65	90	IP20	•	•	•	7-02743-..*
HYPRO-X INDIRECT	L: 2538	2700	3000	3500	4000	3886	39	90	IP20	•	•	•	7-02744-..*
HYPRO-X INDIRECT	L: 2538	TUNABLE WHITE 2700 - 6500				5204	74	90	IP20	•	•	•	7-02745-..*

CONTROL OPTION: * ..-00 ON/OFF | ..-02 DALI | ..-04 MATTER



RAL Classic or any other special color on request



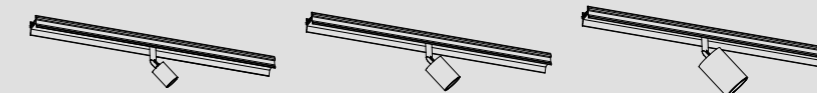
PHOTO | ARMIN KUPRIAN



0-350°



0-90°



CENTRIQ 30

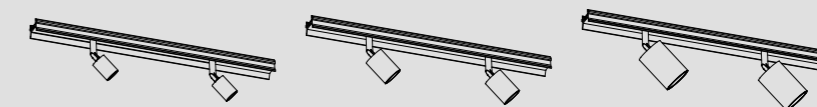
Ø 29 mm H: 75mm

CENTRIQ 40

Ø 42 mm H: 86 mm

CENTRIQ 55

Ø 56 mm H: 112 mm



CENTRIQ DOUBLE 30

CENTRIQ DOUBLE 40

CENTRIQ DOUBLE 55

POWER

5 - 25 WATT


IP INTERNATIONAL PROTECTION

IP20

COLOR TEMPERATURE CCT



BEAMWIDTH



COLOR

25 PROLICHT COLORS



RAL Classic or any other special color on request

CENTRIQ

PRODUCT	DIMENSION / mm		CCT / K			LUMEN MAX.	WATT	CRI	BEAM ANGLE					IP	ART-N° RECESSED	ART-N° SURFACE	ART-N° SUSPENDED	ART-N° HYPRO-X	
CENTRIQ	Ø 29	H: 74	2700	3000	4000	302	5	90	24°	32°					IP20	7-02771-..*	7-02766-..*	7-02776-..*	7-02781-..*
CENTRIQ	Ø 42	H: 86	2700	3000	4000	575	7	90	20°	31°	36°	40°	50°	IP20	7-02772-..*	7-02767-..*	7-02777-..*	7-02782-..*	
CENTRIQ	Ø 42	H: 86	2700	3000	4000	433	7	90	SUPERSPOT 11°					IP20	7-02773-..*	7-02768-..*	7-02778-..*	7-02783-..*	
CENTRIQ	Ø 56	H: 112	2700	3000	4000	953	13	90	15°	17°	25°	33°	35°	46°	IP20	7-02774-..*	7-02769-..*	7-02779-..*	7-02784-..*
CENTRIQ	Ø 56	H: 112	2700	3000	4000	553	10	90	SUPERSPOT 11°					IP20	7-02775-..*	7-02770-..*	7-02780-..*	7-02785-..*	

CONTROL OPTION: * ..-00 ON/OFF | ..-02 DALI | ..-04 MATTER

CENTRIQ DOUBLE

PRODUCT	DIMENSION / mm		CCT / K			LUMEN MAX.	WATT	CRI	BEAM ANGLE					IP	ART-N° RECESSED	ART-N° SURFACE	ART-N° SUSPENDED	ART-N° HYPRO-X	
CENTRIQ	Ø 29	H: 74	2700	3000	4000	605	9	90	24°	32°					IP20	7-02791-..*	7-02786-..*	7-02796-..*	7-02801-..*
CENTRIQ	Ø 42	H: 88	2700	3000	4000	1151	14	90	20°	31°	36°	40°	50°	IP20	7-02792-..*	7-02787-..*	7-02797-..*	7-02802-..*	
CENTRIQ	Ø 42	H: 88	2700	3000	4000	867	13	90	SUPERSPOT 11°					IP20	7-02793-..*	7-02788-..*	7-02798-..*	7-02803-..*	
CENTRIQ	Ø 56	H: 112	2700	3000	4000	1906	25	90	15°	17°	25°	33°	35°	46°	IP20	7-02794-..*	7-02789-..*	7-02799-..*	7-02804-..*
CENTRIQ	Ø 56	H: 112	2700	3000	4000	1105	19	90	SUPERSPOT 11°					IP20	7-02795-..*	7-02790-..*	7-02800-..*	7-02805-..*	

CONTROL OPTION: * ..-00 ON/OFF | ..-02 DALI | ..-04 MATTER





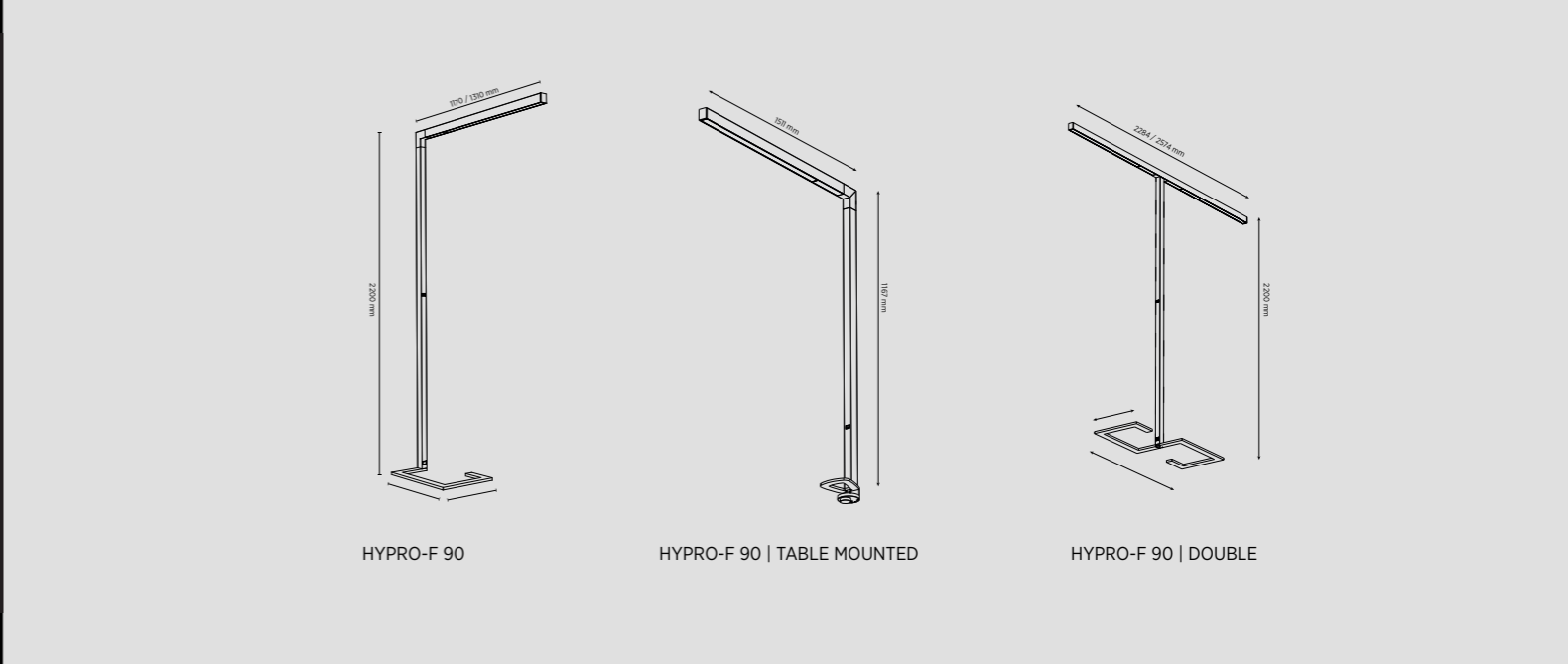
HYPRO-F 90



HYPRO-F 90 | DESK



HYPRO-F 90 | DOUBLE



HYPRO-F 90

HYPRO-F 90 | TABLE MOUNTED

HYPRO-F 90 | DOUBLE

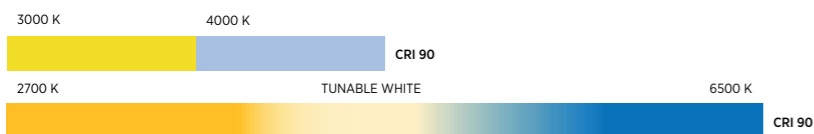
POWER

30 - 156 WATT

IP INTERNATIONAL PROTECTION

IP20

COLOR TEMPERATURE CCT



BEAMWIDTH

DIRECT



DIRECT/INDIRECT



DIFUSSER

MICROPRISM



RICO REFLECTOR



COLOR

25 PROLICHT COLORS



RAL Classic or any other special color on request

HYPRO-F 90

PRODUCT	VERSION	DIMENSION / mm		CCT / K		LUMEN MAX.	WATT	CRI	IP	ART.-N°
DIRECT		H: 2200	B: 1170	3000	4000	2251	30	90	IP20	510-0000
DIRECT/INDIRECT		H: 2200	B: 1170	3000	4000	5314	90	90	IP20	510-0020
DIRECT	TUNABLE FOCUS	H: 2200	B: 1170	3000	4000	4275	65	90	IP20	510-0040
DIRECT/INDIRECT	TUNABLE FOCUS	H: 2200	B: 1170	3000	4000	7475	95	90	IP20	510-0060
DIRECT/INDIRECT TW	TUNABLE FOCUS	H: 2200	B: 1170	3000	4000	7475	95	90	IP20	510-0080
DIRECT TW/INDIRECT TW		H: 2200	B: 1170	TUNABLE WHITE 2700 - 6500		6809	95	90	IP20	510-0170

HYPRO-F 90 DESK

PRODUCT	VERSION	DIMENSION / mm		CCT / K		LUMEN MAX.	WATT	CRI	IP	ART.-N°
DIRECT/INDIRECT		H: 1167		3000	4000	5314	59	90	IP20	510-0230

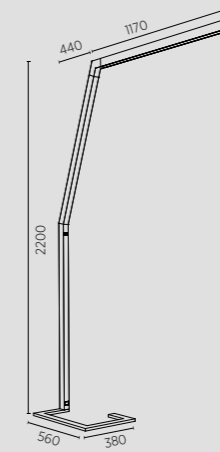
HYPRO-F 90 DOUBLE

PRODUCT	VERSION	DIMENSION / mm		CCT / K		LUMEN MAX.	WATT	CRI	IP	ART.-N°
DIRECT/INDIRECT		H: 2200	B: 2284	3000	4000	10629	117	90	IP20	510-0200
DIRECT/INDIRECT	SENSOR	H: 2200	B: 2284	3000	4000	10823	129	90	IP20	510-0210
DIRECT TW/INDIRECT TW	SENSOR	H: 2200	B: 2284	3000	4000	13618	165	90	IP20	510-0220





HYPRO-F 160



HYPRO-F 160

POWER

30 - 95 WATT

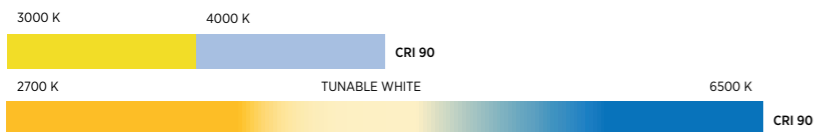
IP INTERNATIONAL PROTECTION

IP20

HYPRO-F 160

PRODUCT	VERSION	DIMENSION / mm		CCT / K		LUMEN MAX.	WATT	CRI	IP	ART.-N°
DIRECT		H: 2200	B: 440 + 1170	3000	4000	2583	30	90	IP20	510-0010
DIRECT/INDIRECT		H: 2200	B: 440 + 1170	3000	4000	5458	90	90	IP20	510-0030
DIRECT	TUNABLE FOCUS	H: 2200	B: 440 + 1170	3000	4000	4613	65	90	IP20	510-0040
DIRECT/INDIRECT	TUNABLE FOCUS	H: 2200	B: 440 + 1310	3000	4000	7488	95	90	IP20	510-0060
DIRECT/INDIRECT TW	TUNABLE FOCUS	H: 2200	B: 440 + 1310	3000	4000	7488	95	90	IP20	510-0080
DIRECT TW/INDIRECT TW		H: 2200	B: 440 + 1310	TUNABLE WHITE 2700 - 6500		7488	95	90	IP20	510-0180

COLOR TEMPERATURE CCT



BEAMWIDTH

DIRECT



DIRECT/INDIRECT



DIFUSSER

OPAL



MICROPRISM



RICO REFLECTOR



COLOR











25 PROLICHT COLORS











RAL Classic or any other special color on request



HYPRO FAMILY | COMPONENTS





ARTICLE	DESCRIPTION	DIMENSION	COLOR	ART.-N° RECESSED	ART.-N° SURFACE	ART.-N° SUSPENDED	ART.-N° HYPRO-X	
	SEILABHÄNGUNG MIT MONTAGECLIP SUSPENSION CABLE WITH INSTALLATION CLIP	30 x 30 mm L: 2000 mm	1-29	•	•	440-0002	•	
	SEILABHÄNGUNG MIT MONTAGECLIP SUSPENSION CABLE WITH INSTALLATION CLIP	W: 38 H: 95 per meter	1-29	•	•	•	440-0052	
	EINSPEISUNG TRANSPARENT POWER FEED TRANSPARENT	Ø 81 H: 2000 mm	1-29	•	•	3x 0.75	100-112	100-112
		5x 0.75				100-113	100-113	
		4x 0.75				100-114	100-114	
		3x 0.75				100-115	100-115	
		5x 0.75				100-116	100-116	
		Ø 81 H: 6000 mm				4x 0.75	100-117	100-117
	FARBEINSPEISUNG STOFF- UMMANTELUNG POWER FEED COLORED FABRIC SHEATHING	Ø 81 H: 2000 mm	1-29	•	•	3x 0.75	81030	81030
		5x 0.75				81031	81031	
		3x 0.75				81032	81032	
		5x 0.75				81033	81033	
		Ø 81 H: 6000 mm						
	LINIENVERBINDER LINEAR COUPLER		1-29	81050	81050	81050	81050	
	KNOTEN L - VERBINDER JUNCTION L-CONNECTOR		BLACK	240-0002	81055	81055	81031	
	KNOTEN X - VERBINDER JUNCTION X - CONNECTOR		BLACK	240-0004	81056	81056	81033	
	KNOTEN T - VERBINDER		BLACK	240-0003	81057	81057	81032	
	KNOTEN DECKE/WAND VERBINDER JUNCTION WALL/CEILING CONNECTOR		BLACK	240-0006	81059	•	•	
	MONTAGECLIPS EINBAU INSTALLATION CLIPS RECESSED			240-0007	•	•	•	


HYPRO FAMILY | COMPONENTS

ARTICLE	DESCRIPTION	DIMENSION	COLOR	ART.-N° RECESSED	ART.-N° SURFACE	ART.-N° SUSPENDED	ART.-N° HYPRO-X
	MONTAGECLIP INSTALLATION CLIP			•	350-0002	•	•
	MITTENEINSPEISUNG CENTRAL FEED			81051	81051	81051	81051
	KABELHALTER CABLE - HOLDER			81052	81052	81052	81052
		W: 35 H: 28 mm	per meter	81082	81082	81082	81082
		705 x 35 H: 28 mm		81060	81060	81060	81060
		1128 x 35 H: 28 mm		81087	81087	81087	81087
		1408 x 35 H: 28 mm		81061	81061	81061	81061
	DIFFUSOR OPAL DIFFUSER OPAL	2113 x 35 H: 28 mm		81062	81062	81062	81062
		2815 x 35 H: 28 mm		81063	81063	81063	81063
		W: 35 H: 28 mm	per meter	81240	81240	81240	81240
		705 x 35 H: 28 mm		81064	81064	81064	81064
		1128 x 35 H: 28 mm		81091	81091	81091	81091
	MICROPRISMA MICROPRISM	1408 x 35 H: 28 mm		81065	81065	81065	81065
		2113 x 35 H: 28 mm		81066	81066	81066	81066
		2815 x 35 H: 28 mm		81067	81067	81067	81067
		H: 50 mm	per meter	81241	81241	81241	81241
		705 x 29 mm H: 50 mm		81076	81076	81076	81076
	RICO ABDECKUNG TRANSPARENT/ SCHWARZ RICO COVER TRANSPARENT/BLACK	1128 x 29 mm H: 50 mm		81095	81095	81095	81095
		1408 x 29 mm H: 50 mm		81077	81077	81077	81077
		1833 x 29 mm H: 50 mm		81096	81096	81096	81096
		2113 x 29 mm H: 50 mm		81078	81078	81078	81078
		2256 x 29 mm H: 50 mm		81097	81097	81097	81097
		2536 x 29 mm H: 50 mm		81098	81098	81098	81098
		2815 x 29 mm H: 50 mm		81079	81079	81079	81079
	ABDECKUNG SCHWARZ COVER BLACK	1000 x 35 H: 28 mm		81068	81068	81068	81068
		2000 x 35 H: 28 mm		81069	81069	81069	81069
		3000 x 35 H: 28 mm		81070	81070	81070	81070
	KORONA PROFIL ALUMINIUM PROFIL		1-29	800-1428	81053	81053	81053



HYPRO FAMILY | COMPONENTS

ARTICLE	DESCRIPTION	COLOR	ART.-N° RECESSED	ART.-N° SURFACE	ART.-N° SUSPENDED	ART.-N° HYPRO-X
	ALUMINIUM PROFIL ALUMINIUM PROFILE	1-29	240-0001	•	•	•
	ALUMINIUM PROFIL ALUMINIUM PROFILE	1-29	•	350-0001	•	•
	ALUMINIUM PROFIL ALUMINIUM PROFILE	1-29	•	•	440-0001	•
	ALUMINIUM PROFIL ALUMINIUM PROFILE	1-29	•	•	•	440-0050



WMF INNSBRUCK | ARCHITECT: DI MARTIN AUFSCHNAITER | PHOTO: ARMIN KURPIAN



THE NEW SYMBOL OF CONNECTIVITY!





Imagine a world where all your devices seamlessly work together.
The idea is simple. The impact is powerful.

OUR PRODUCTS ARE READY!

Configure now your MATTER enabled lighting solution.
PROLICHT is offering as one of the first companies in the lighting industry, the standard matter for more than 1.000 light fittings in over 50.000 possible configurations. From now on our downlights, tracks and luminaires can be controlled together with your other devices in your smart home via just one interface.

THE FIRST SMART LIGHTING SHOWROOM IN THE WORLD

Learn about all the ways you can integrate the new standard into your project and make your lighting smart.
You want to visit us? We are looking forward to welcome you in the heart of the Alps!

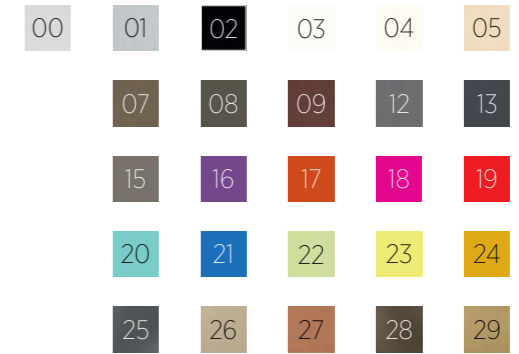


THE FUTURE IS NOW!
PROLICHT WORKS WITH MATTER



WWW.PROLICHT.AT

CONFIGURATION MAKES A DIFFERENCE



RAL Classic or any other special color on request

Luminaires play an important role in your room design, which means that you need to have unlimited configurability. And that's what we at PROLICHT can give you. With all our lighting solutions.

Try it out and see for yourself what it means to create your own, tailor-made product from millions of possible combinations - with the help of our unique 3D configurator.



MAKE IT YOURS!

CONFIGURE ONLINE:
WWW.PROLICHT.AT/HYPRO



ARE YOU READY FOR THE FUTURE OF LIGHT CONFIGURATION?

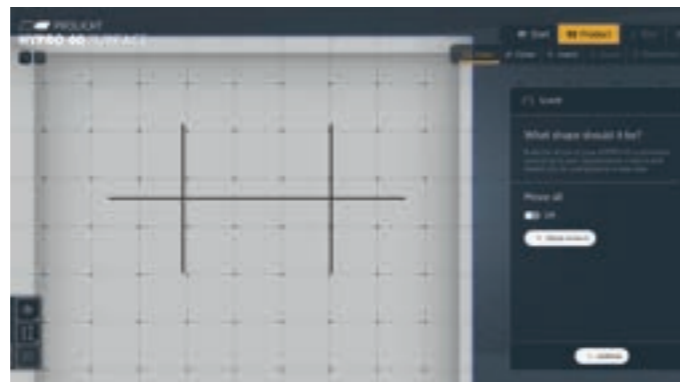
1. START CONFIGURATION

Choose a preconfigured design or design your own. You can still change shape, colors and inserts in later steps.



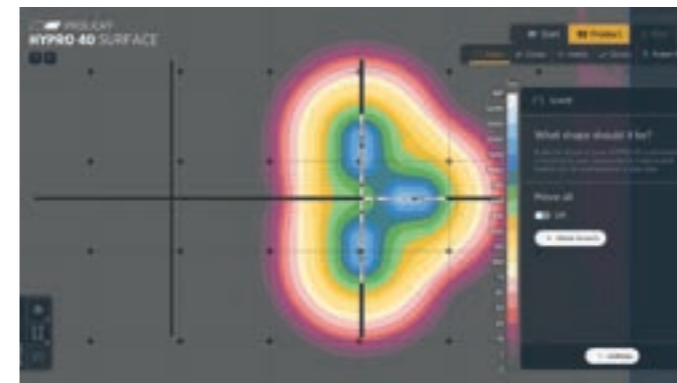
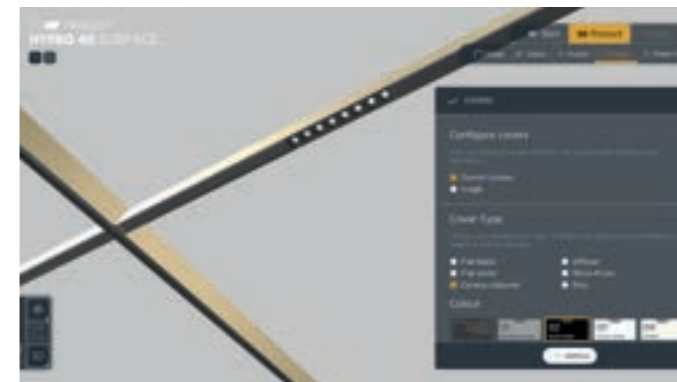

2. WHAT SHAPE SHOULD IT BE?

Built the shape of your HYPRO 40 customized according to your requirements. Colors and Inserts can be configured at a later step.



3. PROFILES

Choose a color for all profiles or create your own designs and apply them to profiles.



4. INSERTS - SELECT LIGHTING TYPE

Choose a lighting for your profiles. You can then configure your selection.

5. WHAT SHOULD YOUR LUMINAIRE LOOK LIKE

Click on one of the buttons on the left to start the configuration. Once you have defined all the properties, you can place the luminaires.

6. PLACE INSERTS

Place the designed insert to your chosen location. You can still move, change or delete the insert later.

7. CONFIGURE COVERS

You can configure covers either for the whole system or each cover individually.

8. SAVE DESIGN ON MY PROLICHT

<https://WWW.PROLICHT.AT/EN/LOGIN/>



DISCOVER MORE ON
WWW.PROLICHT.AT/HYPRO



EDITOR Filippo Bettinzoli, PROLICHT
PROLICHT GmbH | Austria
6091 Neu-Götzens | Gewerbepark 9
T +43 5234 33 499 | F + 43 5234 33 499 22
marketing@prolicht.at | www.prolicht.at

TECHNICAL SUPPORT Robert Karacic


GRAPHIC DESIGN Tonia Wiedenmann

TEXT Julia Kopp

PRODUCT PHOTOS Armin Kuprian

PRODUCT RENDERINGS Aurel Petic, viewture.media, mozing studio, brandshoot

EDITION autumn 2022



We are driven by the constant challenge of finding new solutions to meet special requirements. Our experience and flexible processes offer us a decisive advantage when doing so.

— Barbara | Custom Solutions Development, PROLICHT headquarters

INDIVIDUALITY THAT MAKES THE DIFFERENCE


We are passionate about perfectly staging unique projects. Thanks to our myriad of standard configuration options, we provide the creative design freedom required to implement even complex concepts.

However, we are also aware that even with the greatest of customization options, some requirements still cannot be met. That is why we also offer custom solutions. These are specially developed by our custom-design experts in consultation with the clients and in line with their precise wishes.

Individual shapes, sizes, or lighting technology are part of our everyday work. We aim to plan and develop the best possible lighting for every purpose so that our partners can optimally implement their projects. For this to be possible, we have to precisely know and understand our customers and their wishes.

Long-term partnerships and straightforward communication make collaborating with PROLICHT efficient and conducive. We take time for our customers and their projects, which we support right from the idea stage through to project completion if desired.

With tailor-made solutions unlike any standard ones, impressive flexibility, and clear customer proximity, we are the ideal partner for creative lighting designs.



LAGO SHOPPING CENTER, KONSTANZ, GERMANY | LIGHTING DESIGN: ORB, ALTELER, FIR, LICHTGESTALTUNG | PHOTO: ARMIN KUPRIAN



EDITOR Filippo Bettinzoli, PROLICHT
PROLICHT GmbH | Austria
6091 Neu-Götzens | Gewerbepark 9
T +43 5234 33 499 | F + 43 5234 33 499 22
marketing@prolicht.at | www.prolicht.at

TECHNICAL SUPPORT Robert Karacic

GRAPHIC DESIGN Tonia Wiedenmann

TEXT Julia Kopp

PRODUCT PHOTOS Armin Kuprian

PRODUCT RENDERINGS Aurel Petic, viewture.media, mozing studio, brandshoot

EDITION spring 2023



FOLLOW US ON
INSTAGRAM

WWW.PROLICHT.AT